

HOT WORK TOOL STEELS

Available Product Variants

Long Products*

Plates

Open Die Forgings

*) Presented data refer exclusively to long products. Please observe the detailed explanations at the end of the data sheet (pdf).

Product Description

BÖHLER W300 ISOBLOC is a 5% chromium steel and corresponds to material number 1.2343 (X37CrMoV5-1). Produced via the electroslag remelting process (ESR), this tool steel has very high hot toughness as well as good hot hardness and very good resistance against heat-checkings. The combination of these properties makes it a top performer in high- and low-pressure die casting as well as in closed-die and open-die forging. In addition, this material has very good polishability and is therefore also often used as a molding material for plastic injection molds.

Process Melting

Airmelted + Remelted

Properties

- > Toughness & Ductility : high
- > Wear Resistance : good
- > Machinability : very high
- > Hot Hardness (red hardness) : good
- > Polishability : very high
- > Thermal conductivity : high
- > Micro-cleanliness : high

Applications

- | | | |
|---|--|--|
| <ul style="list-style-type: none">> High Pressure Die-Casting> Gravity / Low Pressure Die-Casting> Fasteners, Bolts, Nuts> Press Hardening / Hot Stamping> Tool Holders (milling, drilling, turning & chucks)> Screws and Barrels> Glasfibre reinforced plastics | <ul style="list-style-type: none">> Forging Applications> Progressive Forging (Hatebur)> General Components for Mechanical Engineering> Rolling> Fine Blanking, Stamping, Blanking> Rolls | <ul style="list-style-type: none">> Forging (Hot / Semi-hot)> Extrusion> Injection Molding> Shearing / Machine Knives> Standard Parts (Molds, Plates, Pins, Punches)> Hotrunner systems |
|---|--|--|






Technical data

Material designation		Standards	
1.2343	SEL	4957	EN ISO
X37CrMoV5-1	EN	G4404	JIS
T20811	UNS	#207	NADCA
H11	AISI		
SKD6	JIS		
D1830	NADCA		

Chemical composition (wt. %)

C	Si	Mn	Cr	Mo	V
0.38	0.90	0.40	5.20	1.30	0.45

Material characteristics

	High temperature strength	High temperature toughness	High temperature wear resistance
	★★	★★★★★	★★
	★★	★★★	★★
	★★★	★★★	★★★
	★★★	★★★★★	★★★
	★★★★★	★★★	★★★★★
	★★★	★★★★★	★★★
	★★★★★	★★★★★	★★★★★
	★★	★★★★★	★★
	★★★★★	★★★★★	★★★★★

Delivery condition

Annealed	
Hardness (HB)	max. 229
Hardened and Tempered	
Hardness (HRC)	40 to 55 bars hardened and tempered (BHT)
Hardened and Tempered	
Hardness (HRC)	30 to 44

Heat treatment

Annealing

Temperature	750 to 800 °C 1,382 to 1,472 °F	Holding time 6 to 8 hours. Slow, controlled furnace cooling at 10 to 20°C/h (50 to 68 °F/hr) to approx. 600°C (1112°F), further cooling in air.
-------------	-----------------------------------	---

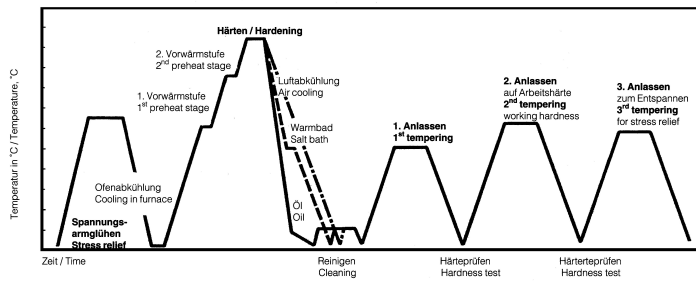
Stress relieving

Temperature	600 to 670 °C 1,112 to 1,238 °F	For stress relief after extensive machining or for complicated tools. Holding time depending on tool size after complete heating 2 - 6 hours in neutral atmosphere. Slow furnace cooling.
-------------	-----------------------------------	---

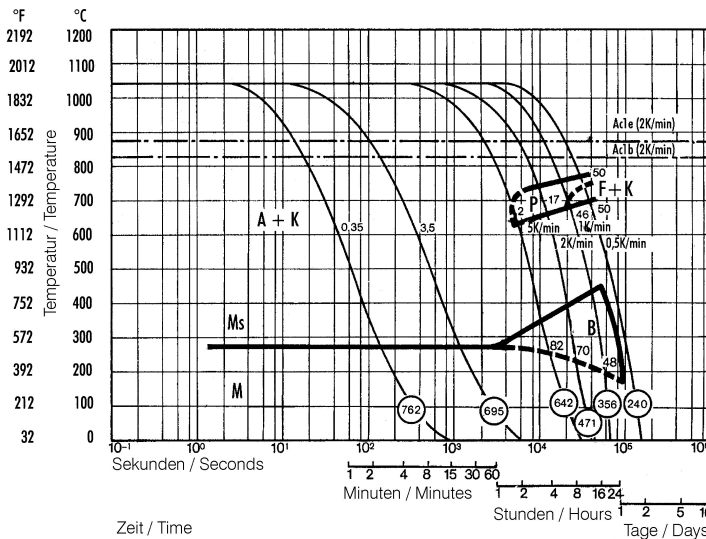
Hardening and Tempering

Temperature	1,000 to 1,030 °C 1,832 to 1,886 °F	(Die casting equipment: 1000 - 1010 °C [1832 - 1850°F]) Holding time after temperature equalization: 15 to 30 minutes; Quenching: Oil, salt bath (500 - 550°C [932-1022°F]), air, vacuum; After hardening, tempering to the desired working hardness (see tempering chart).
-------------	---------------------------------------	---

Heat treatment sequence



Continuous cooling CCT curves

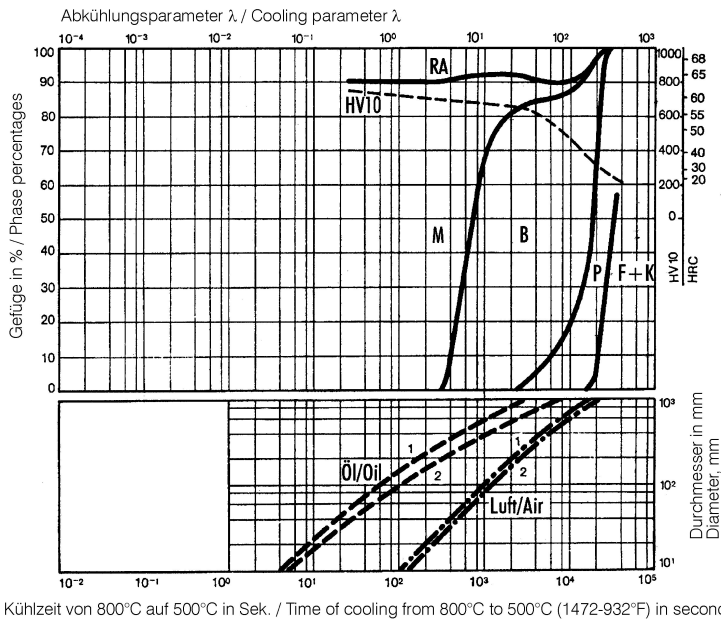


Austenitising temperature: 1030°C (1886°F)
Holding time: 15 minutes

O Vickers hardness
2...46 phase percentages
0.35...3.5 cooling parameter, i.e. duration of cooling from 800 - 500°C (1472-932°F) in $s \times 10^{-2}$
5...0.5 K/min cooling rate in K/min in the 800 - 500°C (1472-932°F) range

Numbers in circles = Vickers hardness

Quantitative phase diagram



- A... Austenite
- B... Bainite
- F... Ferrite
- K... Carbide
- M... Martensite
- P... Perlite
- RA... Retained austenite

- 1... Edge or face
- 2... Core

Tempering chart



Tempering:

Slow heating to tempering temperature immediately after hardening (time in furnace 1 hour for each 0,787 inch (20 mm) of workpiece thickness but at least 2 hours / cooling in air).

It is recommended to temper at least twice.

A third tempering cycle for the purpose of stress relieving may be advantageous.

1st tempering approx. 86°F (30°C) above maximum secondary hardness.

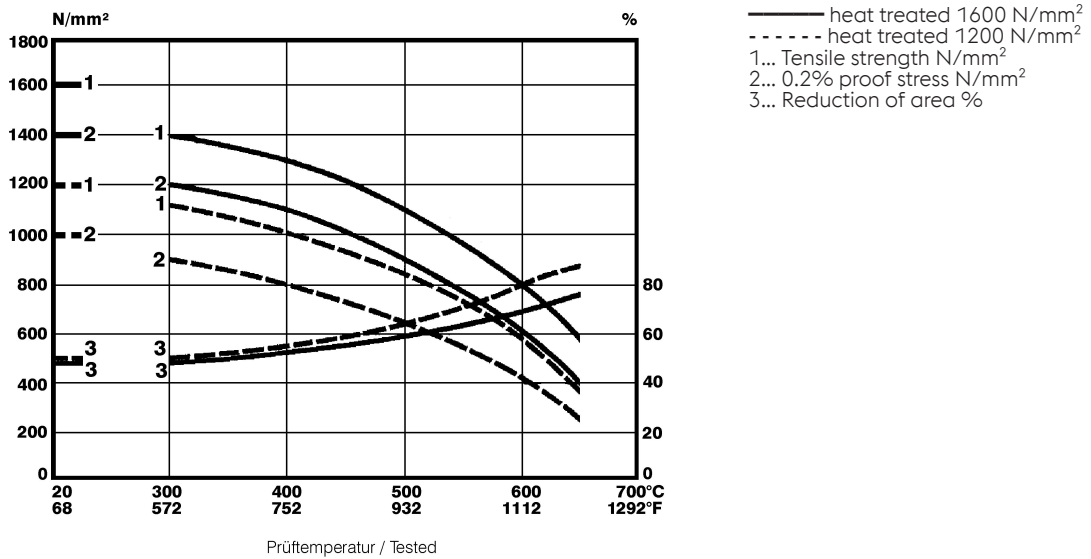
2nd tempering to desired working hardness.

The tempering chart shows average tempered hardness values.

3rd for stress relieving at a temperature 86 to 122°F (30 to 50°C) below highest tempering temperature.

Hardening temperature: 1020°C (1868°F)
Specimen size: square 50 mm

Hot strength chart



Physical Properties

Temperature (°C °F)	20 68
Density (kg/dm ³ lb/in ³)	7.8 0.28
Thermal conductivity (W/(m.K) BTU/ft h °F)	24.9 14.39
Specific heat (kJ/kg K BTU/lb °F)	0.46 0.1099
Spec. electrical resistance (Ohm.mm ² /m 10 ⁻⁴ Ohm.inch ² /ft)	0.52 2.46
Modulus of elasticity (10 ³ N/mm ² 10 ³ ksi)	211 30.65

Thermal Expansions between 20°C | 68°F and ...

Temperature (°C °F)	100 212	200 392	300 572	400 752	500 932	600 1,112
Thermal expansion (10 ⁻⁶ m/(m.K) 10 ⁻⁶ inch/inch. °F)	10.38 5.8	10.72 6	11.86 6.6	12.61 7	13.25 7.4	13.64 7.6

Long Products: For additional specifications and technical requirements, please contact our regional voestalpine BÖHLER sales companies.

Open Die Forgings: Product Variant may differ in terms of melting process, technical data, delivery, and surface condition as well as available product dimensions. Please contact the business unit Open Die Forgings of voestalpine BÖHLER Edelstahl GmbH & Co KG.

Sheet & Plates: Product Variant may differ in terms of melting process, technical data, delivery, and surface condition as well as available product dimensions. Please contact voestalpine BÖHLER Bleche GmbH & Co KG.

The data contained in this brochure is merely for general information and therefore shall not be binding on the company. We may be bound only through a contract explicitly stipulating such data as binding. Measurement data are laboratory values and can deviate from practical analyses. The manufacture of our products does not involve the use of substances detrimental to health or to the ozone layer.

voestalpine BÖHLER Edelstahl GmbH & Co KG
 Mariazeller Straße 25
 8605 Kapfenberg, AT
 T. +43/50304/20-0
 E. info@boehler-edelstahl.at
<https://www.voestalpine.com/boehler-edelstahl/de/>

voestalpine
ONE STEP AHEAD.